



1670 Stieger Lake Lane  
PO Box 36  
Victoria, MN 55386  
P - 952-443-4210  
F - 952-443-2110  
www.ci.victoria.mn.us

# Building Inspections Department

## Lawn Irrigation

### A "Do-It-Yourself" Guide

#### Application Requirements for Residential Lawn Irrigation System

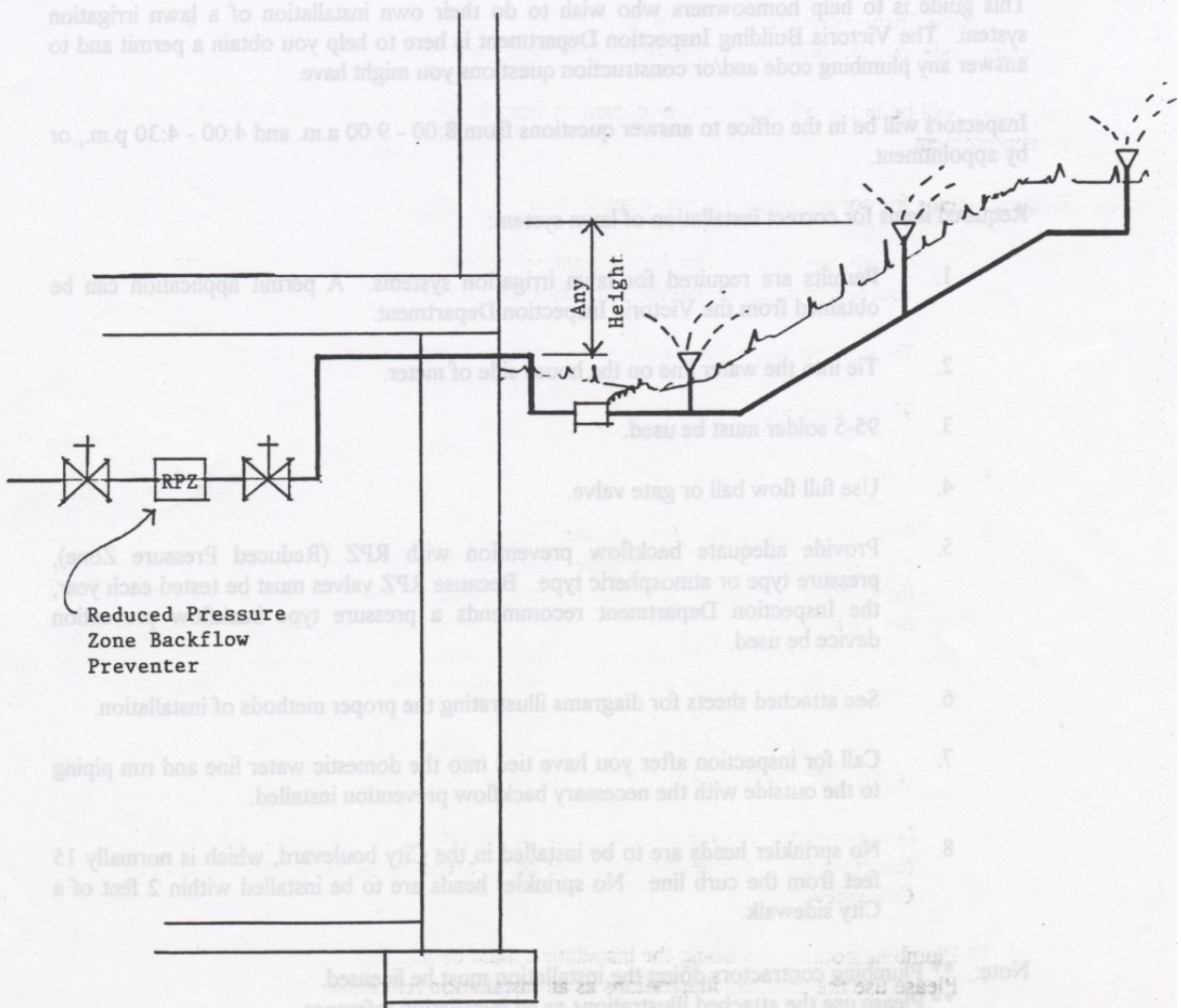
This guide is to help homeowners who wish to do their own installation of a lawn irrigation system. The Victoria Building Inspection Department is here to help you obtain a permit and to answer any plumbing code and/or construction questions you might have.

Required items for correct installation of a lawn system:

1. A plumbing permit is required for lawn irrigation systems. The application for a plumbing permit can be obtained at City Hall or at [ci.victoria.mn.us](http://ci.victoria.mn.us)
2. Tie into the water line on the house side of meter.
3. 95-5 solder must be used.
4. Use full flow ball or gate valve.
5. Provide adequate backflow prevention with RPZ (Reduced Pressure Zone), pressure type or atmospheric type. Because RPZ valves must be tested each year, the Inspection Department recommends an atmospheric or pressure vacuum breaker-type backflow prevention device be used.
6. See attached sheets for diagrams illustrating the proper method of installation.
7. Call for inspection after you have tied into the domestic water line and run piping to the outside with the necessary backflow prevention installed.
8. No sprinkler heads are to be installed in the city boulevard, which is normally 15 feet from the curb line. No sprinkler heads are to be installed within 2 feet of a city sidewalk. If sprinkler heads are located within a boulevard or sidewalk easement, the homeowner is fully responsible for damage and/or head and sprinkler line replacement due to street maintenance, utility work, or other activities.

*Note: Plumbing contractors doing the installation must be licensed.  
Please use the attached illustrations as an installation reference.*

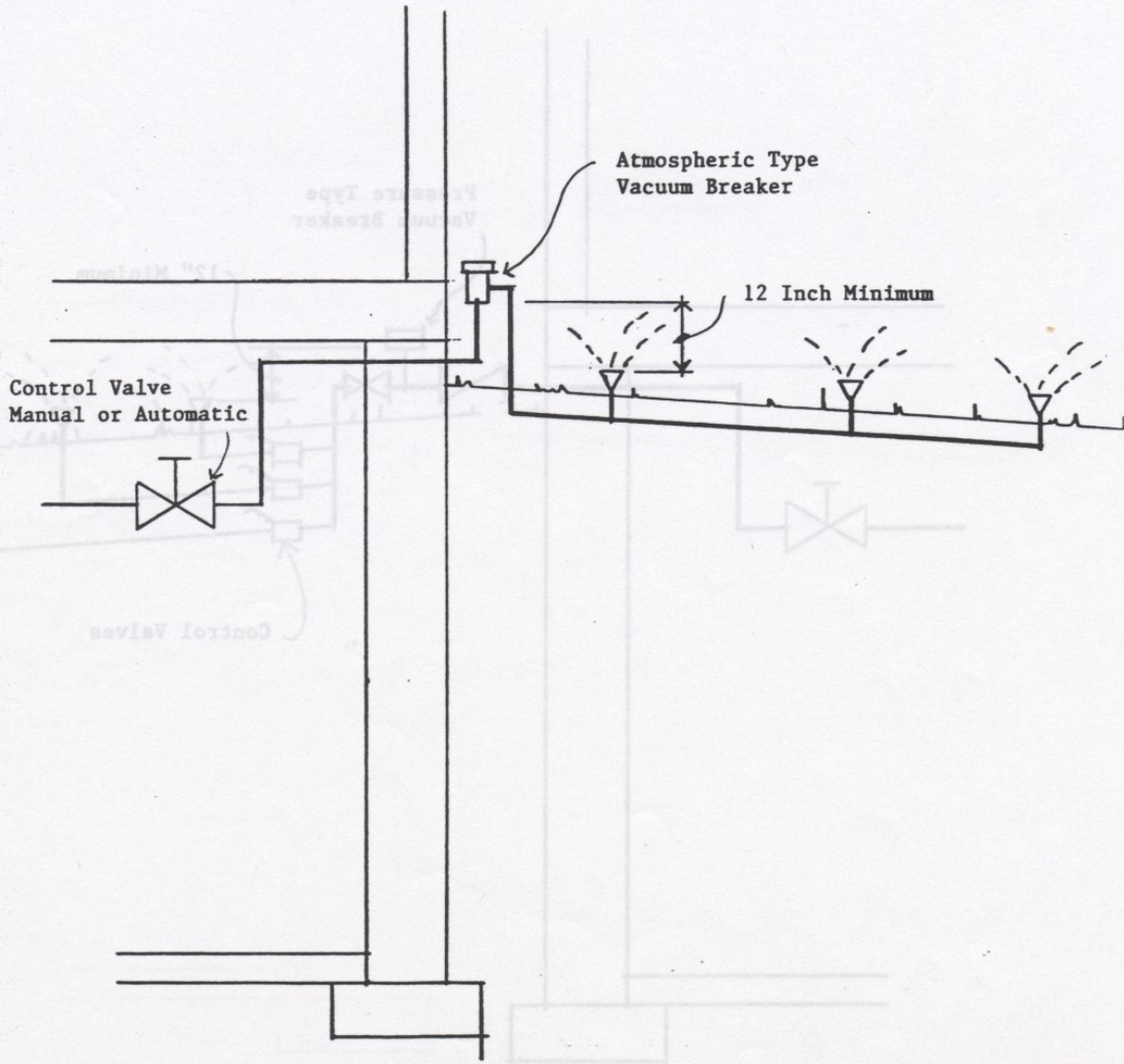
Reduced Pressure Zone  
Backflow Preventer



Reduced Pressure  
Zone Backflow  
Preventer

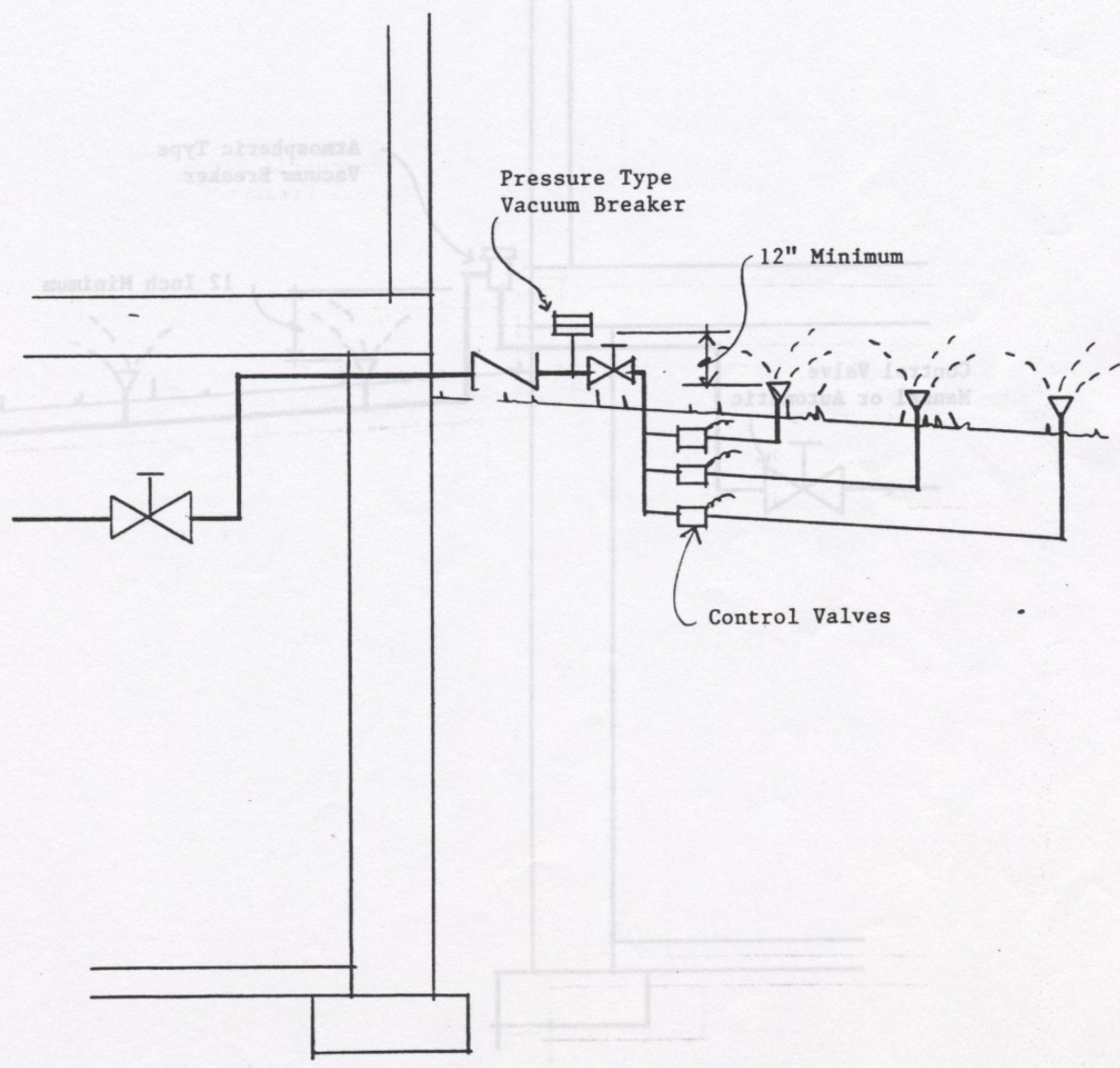
A Reduced Pressure Zone Type Backflow Preventer must be installed on lawn sprinkler systems when any sprinkler outlet is higher than the backflow preventer. (May be subject to constant static pressure, back pressure, and back syphonage.)

Vacuum Breakers  
Atmospheric Type



Atmospheric vacuum breaker on lawn sprinkler system must be installed at least 12 inches above highest sprinkler outlet and on the non-pressure side of the last control valve.

Vacuum Breakers  
Pressure Type



Pressure type vacuum breaker on lawn sprinkler system must be installed at least 12 inches above highest sprinkler outlet and may be subject to constant static pressure.